



Administrator and Teacher Reports Overview

Contents

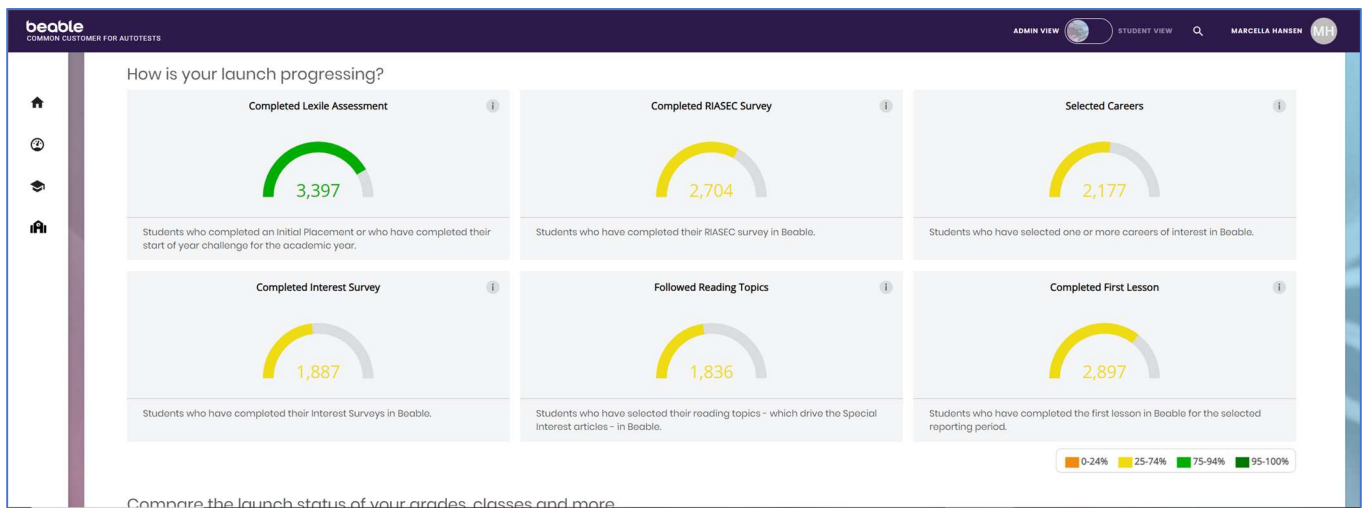
ADMINISTRATOR REPORTS.....	1
TEACHER REPORTS.....	7

Administrator Reports

Launch Dashboard

The administrator launch dashboard provides at-a-glance information that's critical to a successful launch of Beable Literacy. For optimal success, Beable recommends tracking the following start-up student metrics:

- Completed Lexile Placement or Start of Year Challenge
- Completed RIASEC Survey
- Selected Careers
- Completed Interest Survey
- Selected Reading Topics
- Completed First Lesson



Administrators can further filter the data and see a complete exportable data table should they want to manipulate the data further.

beable
COMMON CUSTOMER FOR AUTOTESTS

ADMIN VIEW STUDENT VIEW MARCELLA HANSEN MH

Explore the launch status of your students

SELECT MILESTONES TO INCLUDE

Milestone Language: English Spanish

Lexile Assessment: Select... RIASEC Survey: Select... Career Selections: Select... Interest Survey: Select... Followed Topics: Select... First Lesson Complete: Yes

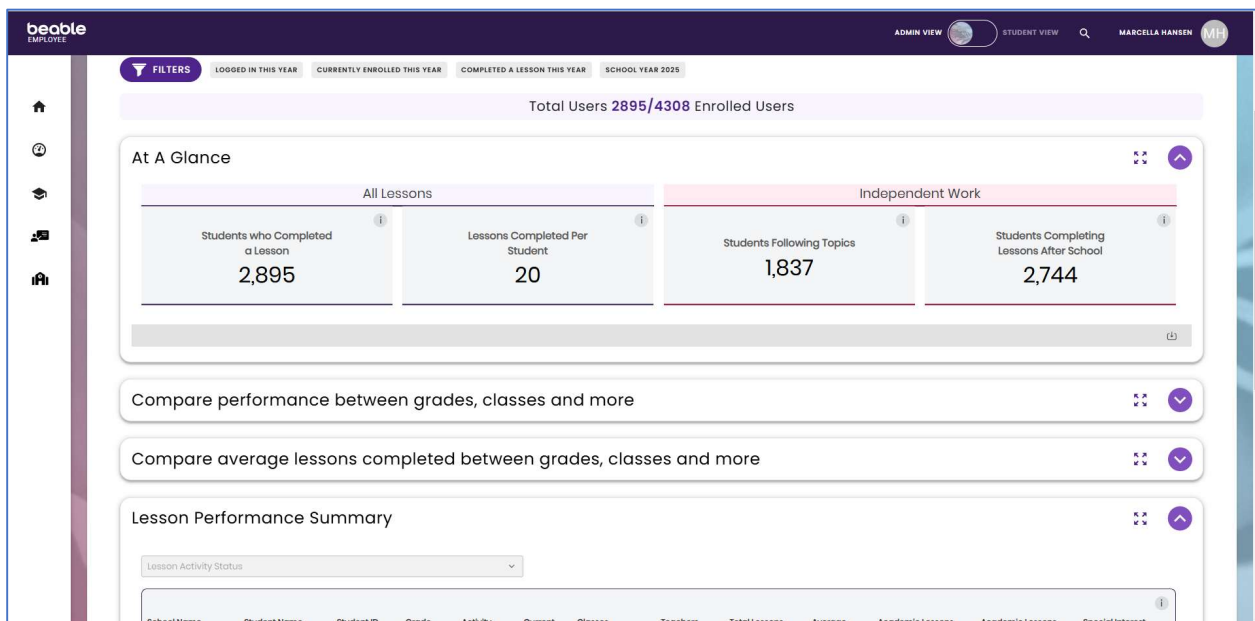
14 columns

School Name	Student Name	Grade	Activity Language...	Activated Date	Start of Year Le...	RIASEC Survey ...	Career Selectio...	Interest Survey...	Followed Topic...	First Lesson in ...	Recommended...	Start of Year Le...	
Crossroads Middle...	Barter, Case	6	English	2023-11-03	2023-08-19	2023-11-09		2024-02-22	2023-11-20	2024-02-01	5	185L	
Crossroads Middle...	Byrd, Lulu	6	English	2023-11-04	2023-08-19	2024-02-18	2024-02-18			2024-02-01	3	885L	
Crossroads Middle...	Sandoval, Jeremia...	6	English	2023-11-06	2023-08-19	2023-12-04	2023-12-04		2024-02-17	2023-11-20	3	840L	
Crossroads Middle...	Kelley, Jesse	7	English	2023-11-06	2023-08-19			2024-03-02	2024-03-02	2024-02-01	5	745L	
Crossroads Middle...	West, Danny L	8	English	2023-10-19	2023-09-03	2023-10-30	2023-10-30		2023-11-02	2023-11-02	5	855L	Below
Crossroads Middle...	Stevens, Hunter O	8	English	2023-07-30	2023-08-19	2023-11-02	2023-11-02		2024-03-07	2024-03-02	5	45L	Below
Crossroads Middle...	Moody, Mehin	6	English	2023-11-03	2023-08-19	2023-11-09	2023-11-16	2024-02-16	2024-02-16	2023-11-11	5	625L	Below
Crossroads Middle...	Waters, Chester	7	English	2023-10-19	2023-08-22					2023-11-18	5	240L	Below
Crossroads Middle...	Williams, Elsa T	8	English	2023-08-26	2023-08-26	2023-08-26	2023-08-26	2023-08-26	2023-08-26	2024-01-29	4	835L	Below
Crossroads Middle...	Pearson, Norman M	6	English	2023-11-06	2023-08-19	2023-11-06				2024-02-04	5	190L	Below
Crossroads Middle...	Vasquez, Bryan D	8	English	2023-07-24	2023-08-19	2023-07-24	2023-07-24		2024-02-09	2024-02-03	5	550L	Below
Crossroads Middle...	Stevenson, Alexan...	8	English	2023-10-27	2023-09-03	2023-10-30	2023-10-30	2023-11-02	2023-11-02	2023-11-02	4	925L	Below
Crossroads Middle...	Cox, Bruce D	7	English	2023-10-19	2023-08-24	2023-10-20	2023-10-20	2023-10-20	2023-10-20	2023-10-20	3	885L	Below
Crossroads Middle...	Rodriguez, Ernest A	7	English	2023-08-21	2023-08-22	2023-08-22	2024-02-23	2024-02-16	2024-02-16	2023-11-06	2	1195L	Above
Crossroads Middle...	Goodwin, Kenneth	6	English	2023-11-03	2023-08-19	2023-11-09	2023-11-16	2024-02-17	2023-11-16	2024-02-04	5	725L	Below
Crossroads Middle...	Rice, Elijah I	7	English	2023-10-19	2023-08-26					2023-10-24	5	750L	Below

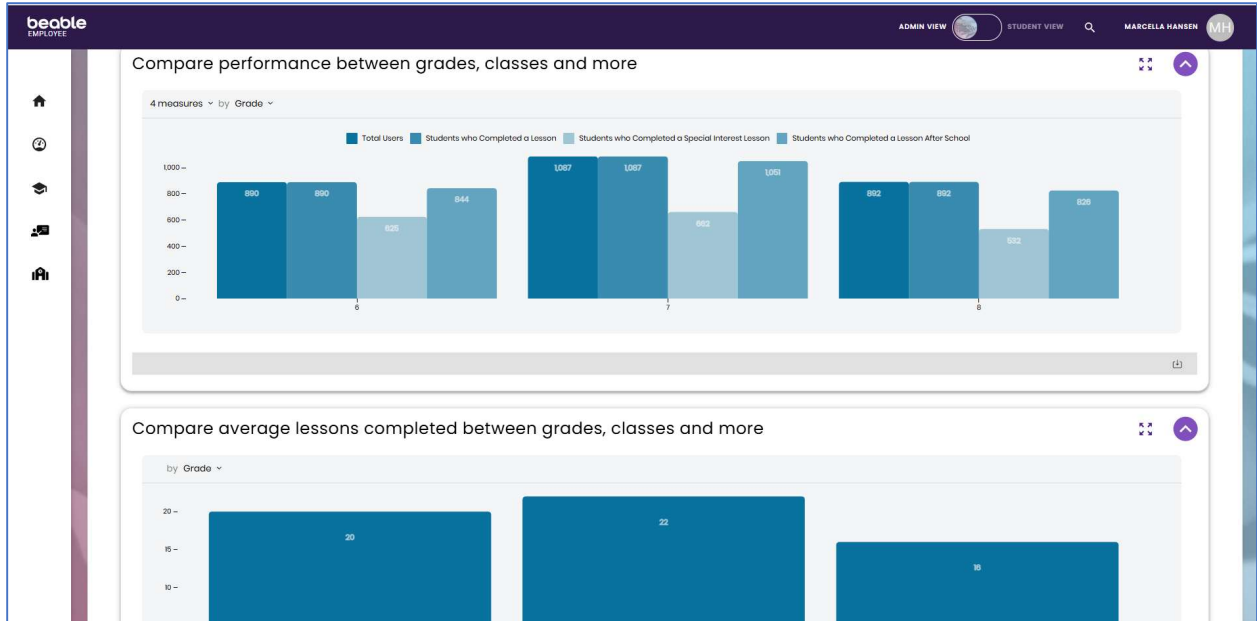
Download CSV
Download XLSX
Save as PNG

Lesson Performance Dashboard

Administrators can monitor the work students are doing in Beable by using this dashboard. The first two metrics give you general information about students who are completing lessons. And the last two show administrators how students are self-engaging in Beable - by selecting their own lessons and by logging in outside of the school day. Filters are tucked away for faster access to data and the widgets can be expanded, collapsed and moved.



There are charts that let administrators compare lesson completion across grades and classes.



The Lesson Performance summary table allows administrators to see at-a-glance information about how students are performing overall on their Beable lessons. Switching to a “teacher” view lets them dive even deeper into student-level data and have data conversations with their teachers.

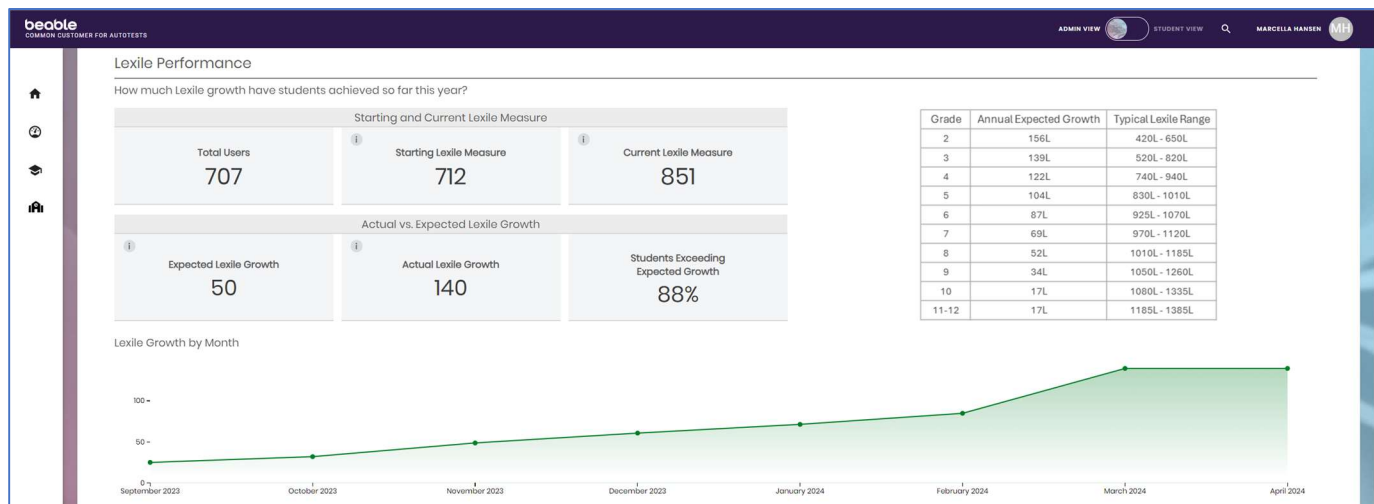
School Name	Student Name	Student ID	Grade	Activity Language	Current Lexile	Classes	Teachers	Total Lessons Completed	Average Score	Academic Lessons Completed	Academic Lessons Average Score	Special Interest Lessons Completed
Crossroads Midd.	Abbott, Katie	0158473	6	English	880	English Lang...	Brady2, Fr...	1	100	2	100	7
	Adams, Leona J	0348401	8	English	1325	English Lit. 8 H...	Alvarado, ...	1	85	4	75	1
	Aguilar, Theresa	315122	8	English	625	English Lit. 6 (L...	Alvarado, ...	1	71	1	71	0
	Allison, Ethan B	3157005	6	English	950	English Lit. 6 (L...	Chapman...	1	76	5	76	0
	Alvarez, Nathaniel	0549898	8	English	1020	English Lit. 8 H...	Bennett, A...	3	85	10	85	0
	Alvarez, Patrick F	0342009	6	English	855	English Lang...	Brady2, Fr...	1	94	3	92	6
	Anderson, Mitch...	0852480	8	English	920	English Lit. 8 (L...	Oll, Roym...	1	85	8	83	1
	Armstrong, Mark T	0155078	6	English	1040	English Lit. 6 (L...	Chapman...	1	100	1	100	0
	Bailey, Mildred O	5355823	7	English	975	English Lit. 7 (L...	Gilbert, M...	4	88	5	87	9
	Baldwin, Bobby	246842	8	English	885	English Lit. 8 (L...	Bennett, A...	1	88	4	76	3
	Baldwin, Leika C	335080	8	English	825	English Lang...	Gibbs, LIL...	1	83	1	83	0
	Ball, Don	915815	7	English	1055	English Lit. 7 (L...	Fuller, Cha...	1	100	1	100	0
	Ball, Jimmy	9150474	7	English	825	English Lit. 7 (L...	Alvarado, ...	3	88	9	70	7
	Ball, Sara	2322042	7	English	1065	English Lit. 7 (L...	Alvarado, ...	1	84	2	88	2
	Banks, Adelleida O	4347020	7	English	495	English Lang...	Chapman...	1	0	0	0	0
	Barber, Bruce A	315084	6	English	1080	English Lit. 6 (L...	Chapman...	1	88	5	85	0
	Barber, Collie	4344013	6	English	400	English Lang...	Chapman...	1	83	1	83	0
	Barber, Erik	5148428	8	English	115	English Lit. 8 H...	Bennett, A...	1	83	5	87	4
	Barber, Lela	148345	8	English	270	Outdance and...	Logan, Jh...	1	100	0	0	2
	Barnes, Brandon	0153983	7	English	890	English Lit. 7 (L...	Chapman...	3	77	10	77	0
	Barnes, Loretta	7155945	6	English	1455	English Lit. 6 (L...	Chapman...	1	78	1	75	0

Lexile Performance Dashboard

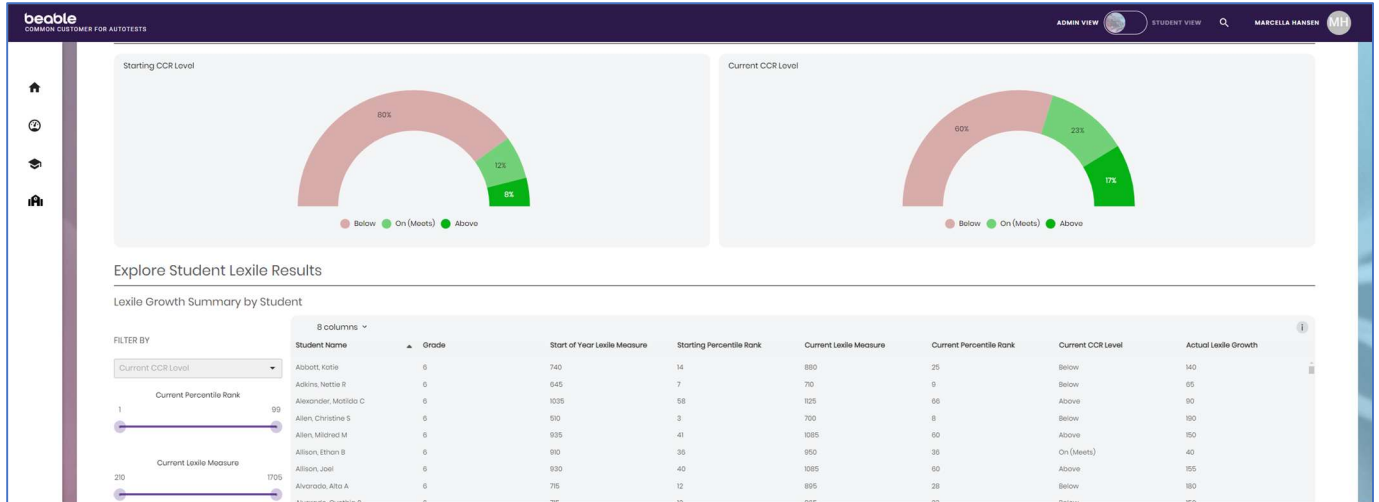
Beable's Lexile Performance dashboard provided at-a-glance information so the busy administrator can quickly assess how their students' Lexile scores are growing and get comparisons to national percentiles and see progress over time. (Percentile data is based on research conducted by MetaMetrics to describe Lexile ranges for each grade. Data for these norms came from a sample of over 3 million students across the USA who were administered tests that reported Lexile measures from 2010 to 2019.)



There are widgets that show administrators how much Lexile growth students have achieved during the year, and the growth by month. A comparison is provided to expected growth under normal instructional conditions, to help educators put the growth in context.

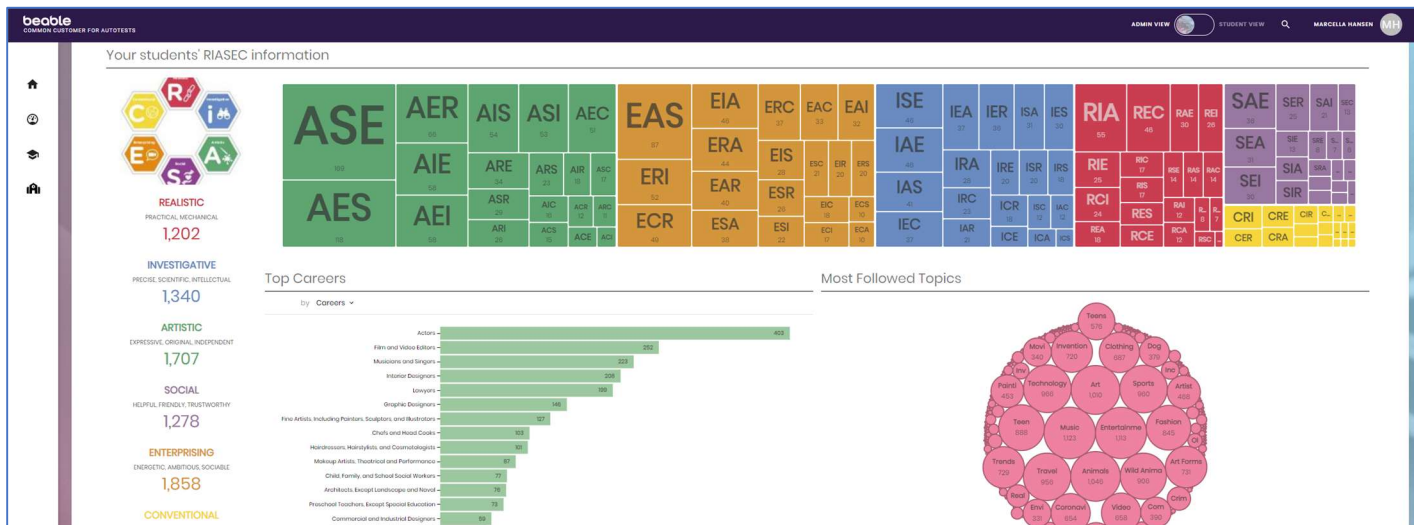


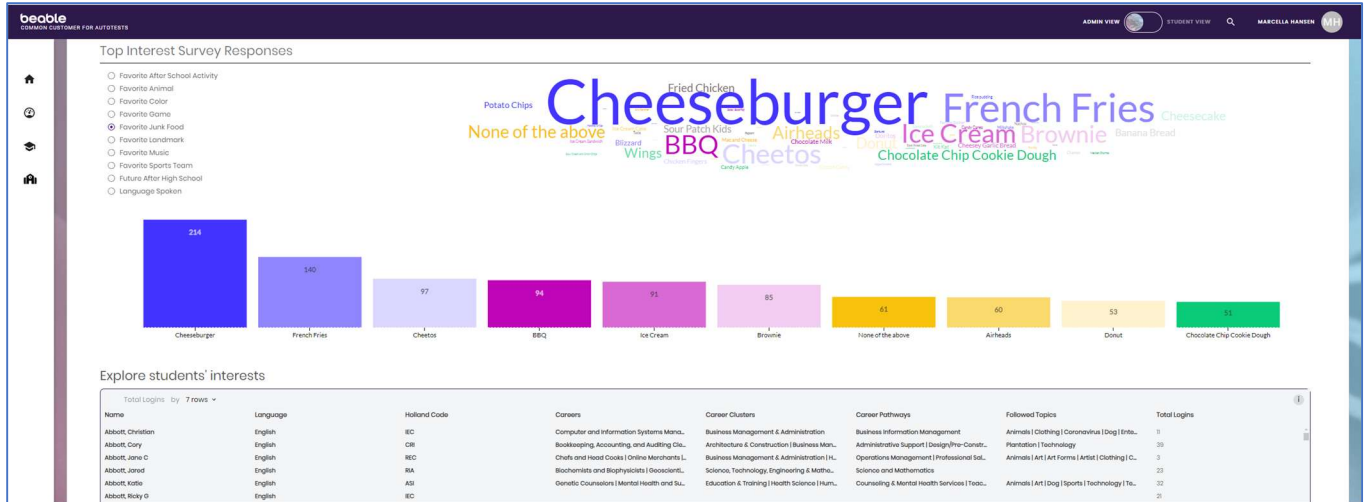
There are also charts to compare students starting CCR (College and Career Readiness) levels to their current CCR. And administrators have access to an exportable detail table that summarizes data for each student about their Lexile Measure, CCR Level, and Lexile Growth.



Learner Insights Dashboard

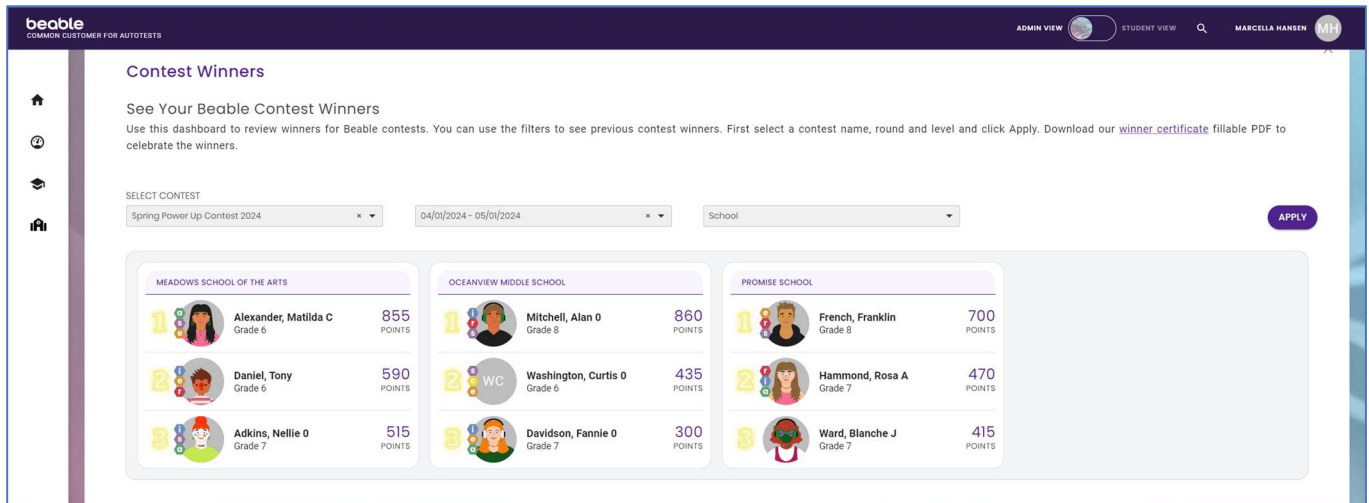
The Learner Insights dashboard helps administrators understand the whole child. As students build their Learner Records, this dashboard gives administrators insights into who students are and who they might become. They can see the groupings of RIASEC codes as well as top careers, reading topics, and interests. A detailed data table is available to drill down to a student level.





Contest Winners Dashboard

Beable runs several contests throughout the school year, and our contest winners dashboard helps administrators celebrate student success.



Teacher Reports

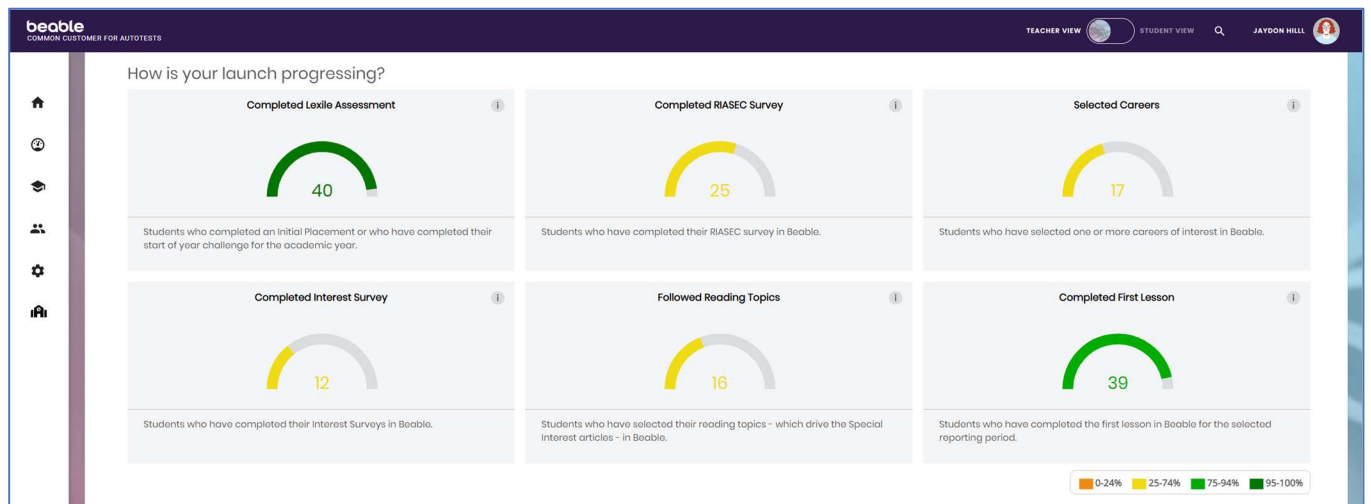
Launch Dashboard

The teacher's launch dashboard provides at-a-glance information that's critical to a successful launch of Beable Literacy. For optimal success, Beable recommends tracking the following start-up student metrics:

- Completed Lexile Placement or Start of Year Challenge
- Completed RIASEC Survey
- Selected Careers
- Completed Interest Survey
- Selected Reading Topics
- Completed First Lesson

The student's onboarding widget encourages students to complete these tasks as well.

In the first year of implementation, Beable recommends scheduling a class period to administer the initial placement test. In subsequent years, students will receive a Start of Year challenge and the onboarding widget will encourage students to visit their Learner Record where they can update their survey responses and reading topics.



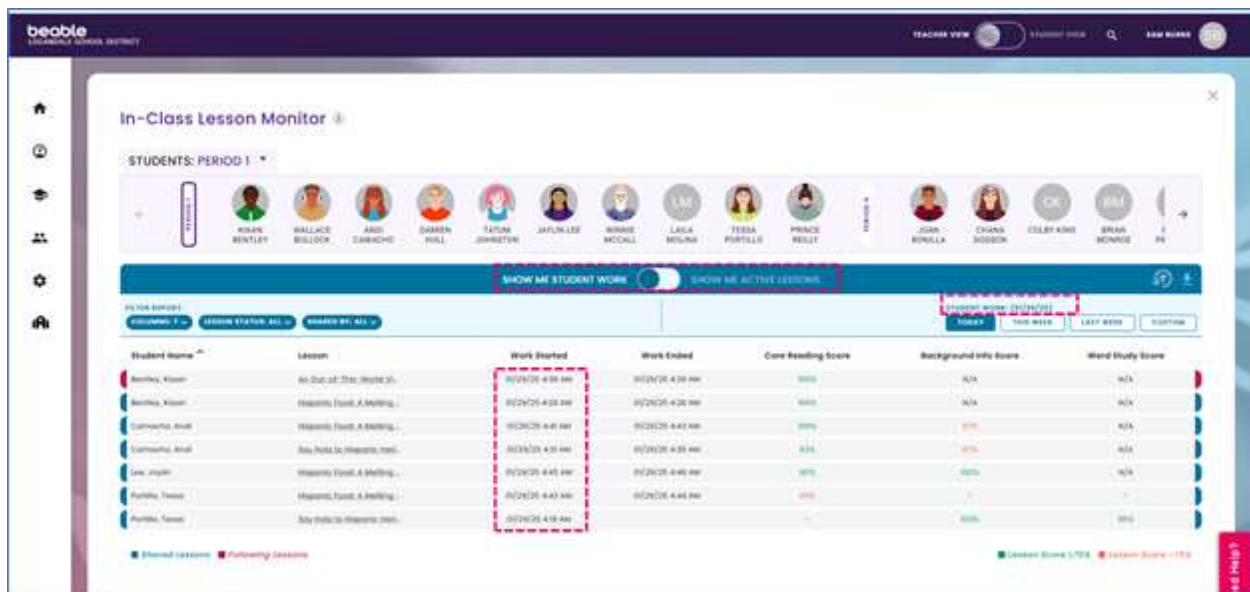
In-Class Lesson Monitor

Beable's In-Class Lesson Monitor report maximizes teacher efficiency by giving them near real-time data about the lesson work students are doing in Beable. A handy student and class selector lets them quickly view work at a class level or a student level.

Teachers can easily toggle between two views, which can help them see student progress in a way that works for their classroom. There are two views in this report. **Student Work** is designed to show work done by students in the timeframe selected. Teachers can use this view to see what students have completed. Because the data is near-real-time, it's easy to track if students are doing their work.

Easy-to-use filters allow teachers to turn on and off columns or filter by lesson status or lesson type. These filters persist within a teacher's session and the next time they login so once they create the view that is most helpful for their instructional needs, there's no need to re-apply the choices each time. However, there is a handy reset button to restore all the filters, sorts, and time periods back to the default.

It's simple to select a time period in a single click. The "today" filter makes it easy for the classroom teacher to monitor student work during their class time. Simple one-click filters for this week, last week, and even a custom date range provide teachers with multiple customization options.



The screenshot displays the Beable In-Class Lesson Monitor interface. At the top, there's a navigation bar with the Beable logo and user information. Below that, the title "In-Class Lesson Monitor" is visible. A row of student avatars is shown, with a dropdown menu for "STUDENTS: PERIOD 1". A toggle switch labeled "SHOW ME STUDENT WORK" is currently turned on, and another toggle "SHOW ME ACTIVE LESSONS" is turned off. Below the toggles, there are filters for "Lesson Status" and "Shared By". A table of student work data is displayed with columns for Student Name, Lesson, Work Started, Work Ended, Core Reading Score, Background Info Score, and Word Study Score. The "Work Started" and "Work Ended" columns are highlighted with a red dashed box. At the bottom, there are legends for "Planned Lessons" and "Following Lessons", and a score indicator for "Lesson Score 3/75".

Student Name	Lesson	Work Started	Work Ended	Core Reading Score	Background Info Score	Word Study Score
Anthony, Kason	All Out of This World!	10/27/20 4:38 AM	10/27/20 4:38 AM	90%	N/A	N/A
Anthony, Kason	Heavenly Food: A Baking...	10/27/20 4:33 AM	10/27/20 4:33 AM	90%	N/A	N/A
Camacho, Abel	Heavenly Food: A Baking...	10/27/20 4:41 AM	10/27/20 4:43 AM	90%	87%	N/A
Camacho, Abel	Sea Food in Heavenly Food...	10/27/20 4:33 AM	10/27/20 4:33 AM	90%	87%	N/A
Lee, Japheth	Heavenly Food: A Baking...	10/27/20 4:43 AM	10/27/20 4:43 AM	90%	87%	N/A
Parsons, Tavian	Heavenly Food: A Baking...	10/27/20 4:43 AM	10/27/20 4:43 AM	90%	87%	---
Parsons, Tavian	Sea Food in Heavenly Food...	10/27/20 4:38 AM	10/27/20 4:48 AM	---	87%	90%

The other view available is **Active Lessons** where teachers see a roster view, so each student in the class is listed, regardless of whether they did work. Teachers can use this view to enter grades in their gradebook quickly. They can also use this view to see who is still in progress or hasn't yet started a lesson shared by Beable or by them.

In-Class Lesson Monitor

STUDENTS: PERIOD 1

← PERIOD 1 →

← PERIOD 4 →

SHOW ME STUDENT WORK | SHOW ME ACTIVE LESSONS

FILTER REPORT: COLUMNS: 8 | LESSON STATUS: ALL | SHARED BY: ALL

LESSONS ACTIVE: 01/29/25

TODAY | THIS WEEK | LAST WEEK | CUSTOM

Lesson	Student Name	Lesson Open Date	Work Started	Work Ended	Core Reading Score	Background Info Score	Word Study Score
Hispanic Food: A Melting...	Bentley, Kiaan	01/29/25	01/29/25 4:29 AM	01/29/25 4:28 AM	100%	N/A	N/A
Hispanic Food: A Melting...	Bullock, Wallace	01/24/25	-	-	-	-	-
Hispanic Food: A Melting...	Camacho, Andi	01/24/25	01/29/25 4:41 AM	01/29/25 4:43 AM	100%	67%	N/A
Hispanic Food: A Melting...	Hull, Damien	01/29/25	-	-	-	N/A	N/A
Hispanic Food: A Melting...	Johnston, Tatum	01/24/25	-	-	-	-	-
Hispanic Food: A Melting...	Lee, Jaylin	01/24/25	01/29/25 4:45 AM	01/29/25 4:46 AM	80%	100%	N/A
Hispanic Food: A Melting...	McCall, Winnie	01/29/25	-	-	-	N/A	N/A
Hispanic Food: A Melting...	Molina, Laila	01/29/25	-	-	-	N/A	N/A
Hispanic Food: A Melting...	Portillo, Tessa	01/24/25	01/29/25 4:43 AM	01/29/25 4:44 AM	60%	-	-
Hispanic Food: A Melting...	Reilly, Prince	01/24/25	-	-	-	-	-

A download button lets teachers export to CSV for further data manipulation. Clicking on a lesson title will open the Item Analysis report, which is also available from the home page.

Item Analysis - Overview

What Are My Top 10?

Classes: Period 1 | Filter to Section: Core Reading

Not Yet Completed | Correct | Wrong | Helps Used

NAME	CORE READING SCORE	HELPS USED	INLINE QUESTIONS				QUIZ QUESTIONS		
			ITEM.1 90%	ITEM.2 78%	ITEM.3 67%	ITEM.4 78%	ITEM.5 67%	ITEM.6 89%	ITEM.7 56%
Bentley, Kiaan	100%	0	✓	✓	✓	✓	✓	✓	✓
Bullock, Wallace	71%	0	✓	✗	✓	✓	✓	✓	✗
Camacho, Andi	86%	0	✓	✓	✓	✓	✓	✓	✗
Hull, Damien	86%	1	✓	✓	✗	✓	✗	✓	✓
Johnston, Tatum	43%	0	✓	✗	✗	✗	✓	✗	✗
Lee, Jaylin	43%	0	✓	✓	✗	✗	✗	✗	✗
McCall, Winnie	100%	0	✓	✓	✓	✓	✓	✓	✓
Molina, Laila	---	0	✓	✓	✓	✓	✓	✓	✓
Portillo, Tessa	86%	0	✓	✓	✗	✓	✓	✓	✓
Reilly, Prince	57%	0	✗	✓	✓	✗	✗	✓	✓

Standards Aligned to What Are My Top 10?

NEW JERSEY STUDENT LEARNING STANDARDS (NJSEL) - LANGUAGE ARTS

GRADE 7 (8 STANDARDS)

NJ.SLS.LAL.7.4.A Use context (e.g., the overall meaning of a sentence or paragraph; a word's position or function in a sentence) as a clue to the meaning of a word or phrase.

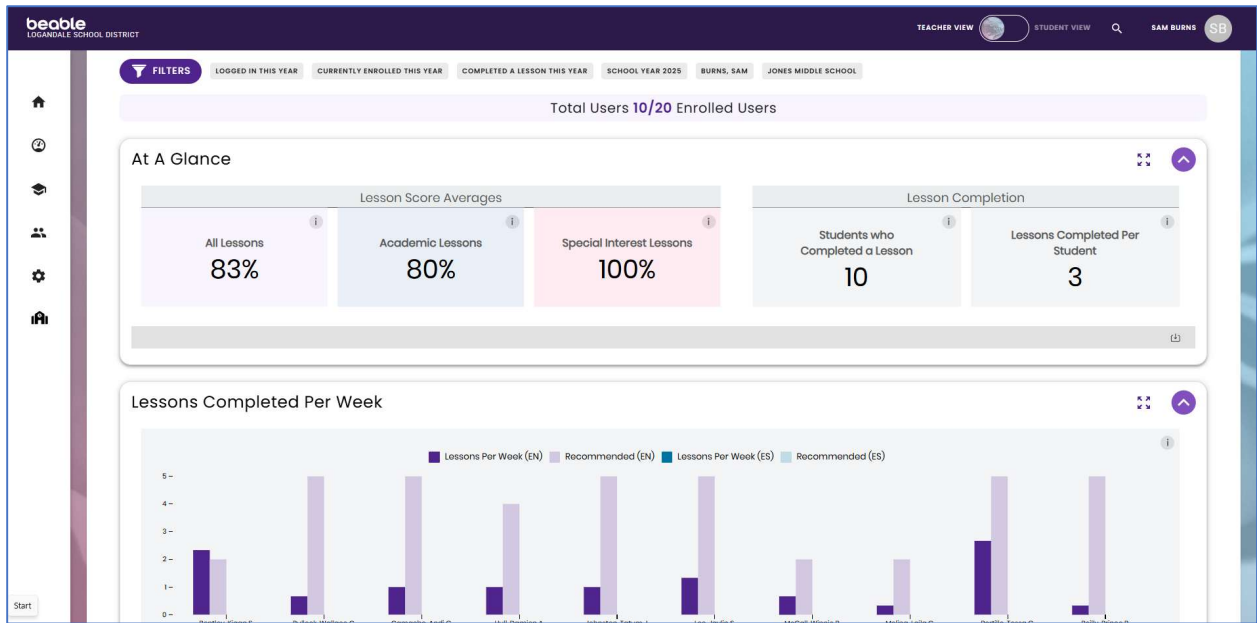
NJ.SLS.LAL.7.4.D Verify the preliminary determination of the meaning of a word or phrase (e.g., by checking the inferred meaning in context or in a dictionary).

Lesson Performance Dashboard

Teachers can use this dashboard to see how students are applying themselves within Beable. This dashboard has filters that “stick” between logins. The widgets can be expanded, collapsed and moved around so that teachers can quickly view the data that is most important to them.

Teachers can quickly see the lesson score averages for both academic and special interest lessons as well as the number of students completing a lesson and how many they’ve averaged. There’s a chart to

compare student’s completed lessons to Beable’s personalized recommended lessons for optimal Lexile growth. There’s also a way to see the top 50 students with the highest lesson averages so that teachers can celebrate students who work hard in Beable.

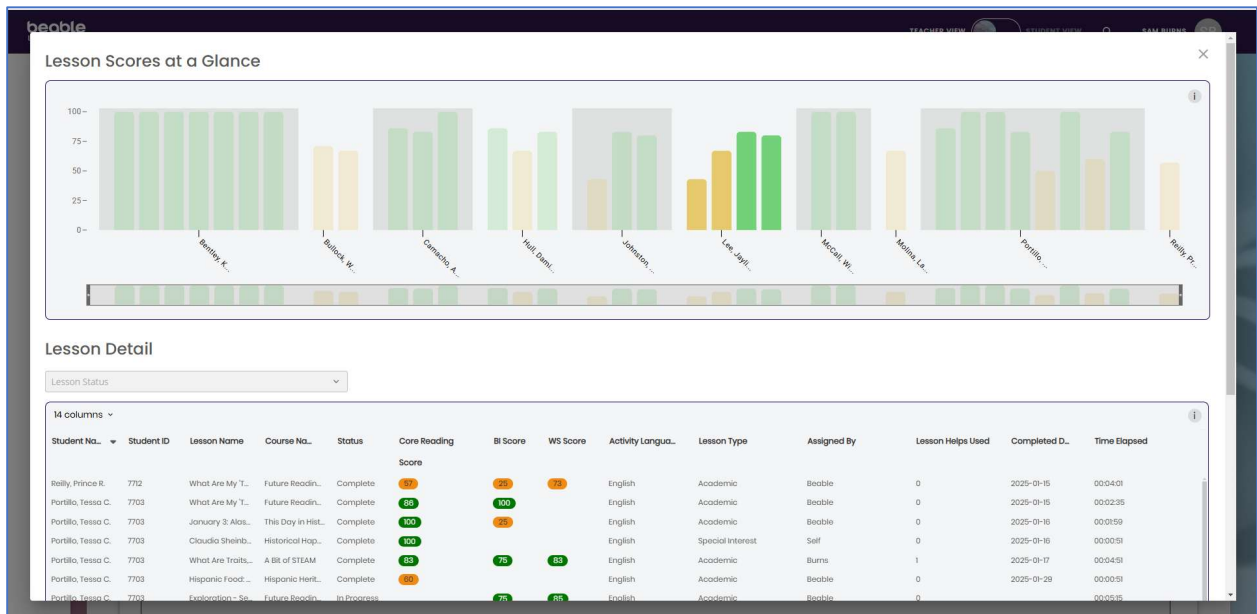


The Lesson Performance Summary Table displays one row per student and gives teachers an easy way to see how students are performing on their lessons. Remember, this data can be filtered by date, lesson type, course, or even individual lesson. And, the data can be exported for further manipulation.

Student Name	Student ID	Activity Language	Current Lexile	Total Lessons Completed	Average Score	Academic Lessons Completed	Academic Lessons Average Score	Special Interest Lessons Completed	Special Interest Lessons Average Score	Recommended Lessons Per Week	Average Lesson Per Week
Bentley, Kiaan S.	7706	English	1630L	7	100	5	100	2	100	2	2.3
Bullock, Wallace C.	7704	English	8R300L	2	85	2	85	0	0	5	0.7
Camacho, Andi C.	7709	English	700L	3	60	3	60	0	0	5	1.0
Hull, Damien A.	7708	English	900L	3	70	3	70	0	0	4	1.0
Johnston, Tatum J.	7710	English	300L	3	85	3	85	0	0	5	1.0
Lee, Jaylin S.	7707	English	500L	4	85	4	85	0	0	5	1.3
McCall, Winnie R.	7705	English	1000L	2	100	2	100	0	0	2	0.7
Molina, Laila C.	7711	English	1000L	1	87	1	87	0	0	2	0.3
Portillo, Tessa C.	7703	English	105L	8	83	6	77	2	100	5	2.7
Reilly, Pincoe R.	7712	English	300L	1	87	1	87	0	0	5	0.3

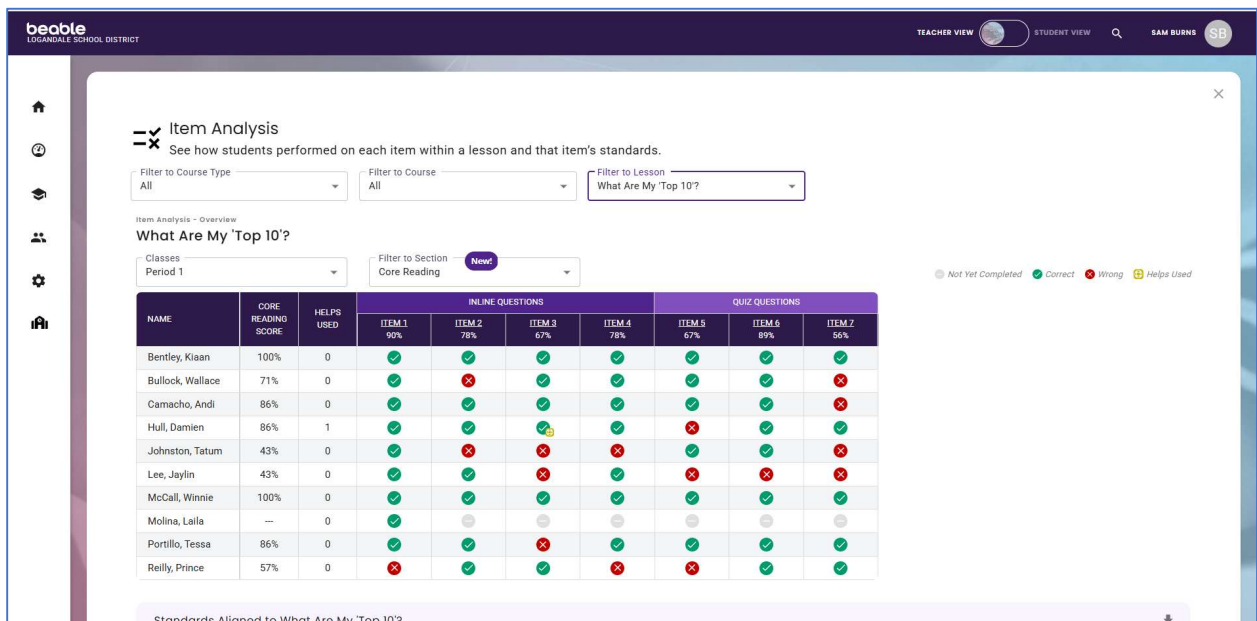
When teachers want to “zoom” in on a student or students, they can click on the View Lesson Detail button or on an individual student to see details about each lesson completed. A pan-

and-zoom color coded chart shows per student per lesson performance, while the detail table below gives them a wealthy of information about individual student work.



Item Analysis Report

Designed to help facilitate remediation and provide key insights into how students perform within a lesson, the Item Analysis report can help teachers quickly identify and analyze trends across the classroom for areas that may require additional focus to help improve student success in the future. Item Analysis is available from the home page or from within the Lesson Performance dashboard and In-Class Lesson Monitor.



The report provides item-level detail for the core reading section of a lesson as well as Beable's companion sections, Background Info and Word Study.

Item Analysis
See how students performed on each item within a lesson and that item's standards.

Filter to Course Type: All | Filter to Course: All | Filter to Lesson: What Are My Top 10?

Item Analysis - Overview

What Are My 'Top 10'?

Classes: Period 1 | Filter to Section: Background Info **New!**

Legend: Not Accessible Not Yet Completed Correct Wrong Helps Used

NAME	BACKGROUND INFO SCORE	VIDEO			
		ITEM 1 67%	ITEM 2 50%	ITEM 3 67%	ITEM 4 67%
Bentley, Kiaan	---	Not Accessible	Not Accessible	Not Accessible	Not Accessible
Bullock, Wallace	50%	Wrong	Correct	Wrong	Correct
Camacho, Andi	75%	Correct	Wrong	Correct	Correct
Hull, Damien	---	Not Accessible	Not Accessible	Not Accessible	Not Accessible
Johnston, Tatum	50%	Correct	Wrong	Correct	Wrong
Lee, Jaylin	75%	Correct	Correct	Wrong	Correct
McCall, Winnie	---	Not Accessible	Not Accessible	Not Accessible	Not Accessible
Molina, Laila	---	Not Accessible	Not Accessible	Not Accessible	Not Accessible
Portillo, Tessa	100%	Correct	Correct	Correct	Correct
Reilly, Prince	25%	Wrong	Wrong	Correct	Wrong

About the data
* Results are for the current academic year only.

The report also shows the standards met by the entire lesson.

Standards Aligned to What Are My Top 10?

Student	Score	0	1	2	3	4	5	6	7	8	9	10
Bullock, Wallace	71%	0	✓	✗	✓	✓	✓	✓	✓	✓	✗	
Camacho, Andi	86%	0	✓	✓	✓	✓	✓	✓	✓	✓	✗	
Hull, Damien	86%	1	✓	✓	✗	✓	✓	✗	✓	✓	✓	
Johnston, Tatum	43%	0	✓	✗	✗	✗	✗	✗	✗	✗	✗	
Lee, Jaylin	43%	0	✓	✗	✗	✗	✗	✗	✗	✗	✗	
McCall, Winnie	100%	0	✓	✓	✓	✓	✓	✓	✓	✓	✓	
Molina, Laila	---	0	✓	○	○	○	○	○	○	○	○	
Portillo, Tessa	86%	0	✓	✓	✗	✓	✓	✓	✓	✓	✓	
Reilly, Prince	57%	0	✗	✓	✓	✗	✓	✗	✓	✓	✓	

Standards Aligned to What Are My Top 10?

- NEW JERSEY STUDENT LEARNING STANDARDS (NJSL) - LANGUAGE ARTS
- GRADE 7 (8 STANDARDS)
- NJ.SLS.LA.L.7.4.A Use context (e.g., the overall meaning of a sentence or paragraph; a word's position or function in a sentence) as a clue to the meaning of a word or phrase.
- NJ.SLS.LA.L.7.4.D Verify the preliminary determination of the meaning of a word or phrase (e.g., by checking the inferred meaning in context or in a dictionary).
- NJ.SLS.LA.L.7.5.A Interpret figures of speech (e.g., literary, biblical, and mythological allusions) in context.
- NJ.SLS.LA.L.7.5.B Use the relationship between particular words (e.g., synonym/antonym, analogy) to better understand each of the words.
- NJ.SLS.LA.L.7.6 Acquire and use accurately grade-appropriate general academic and domain-specific words and phrases; gather vocabulary knowledge when considering a word or phrase important to comprehension or expression.
- NJ.SLS.LA.RI.7.2 Determine two or more central ideas in a text and analyze their development over the course of the text; provide an objective summary of the text.
- NJ.SLS.LA.RI.7.4 Determine the meaning of words and phrases as they are used in a text, including figurative, connotative, and technical meanings; analyze the impact of a specific word choice on meaning and tone.
- NJ.SLS.LA.RI.7.6 Determine an author's point of view or purpose in a text and analyze how the author distinguishes his or her position from that of others.

About the data
 1 Results are for the current academic year only.
 2 Core Reading Score is only calculated once a student has completed all of the core reading sections.

From here, teachers can also use the Item Review feature which shows teachers:

- the version of the item that the student encountered at their Lexile level
- the student's correct or incorrect response
- the Distractor Rationale associated with an incorrect response
- any Item Helps that were used

What Are My Top 10?

Classes: Period 1 | Filter to Section: Core Reading

NAME	HELPS USED	INLINE QUESTIONS
Bentley, Kiaan	0	✓
Bullock, Wallace	0	✓
Camacho, Andi	0	✓
Hull, Damien	1	✗
Johnston, Tatum	0	✗
Lee, Jaylin	0	✗
McCall, Winnie	0	✓
Molina, Laila	0	○
Portillo, Tessa	0	✗
Reilly, Prince	0	✓

Item Review is displayed at the Lexile Level shown to the selected student.

QUESTION 3

What is the central idea of paragraphs 2-4?

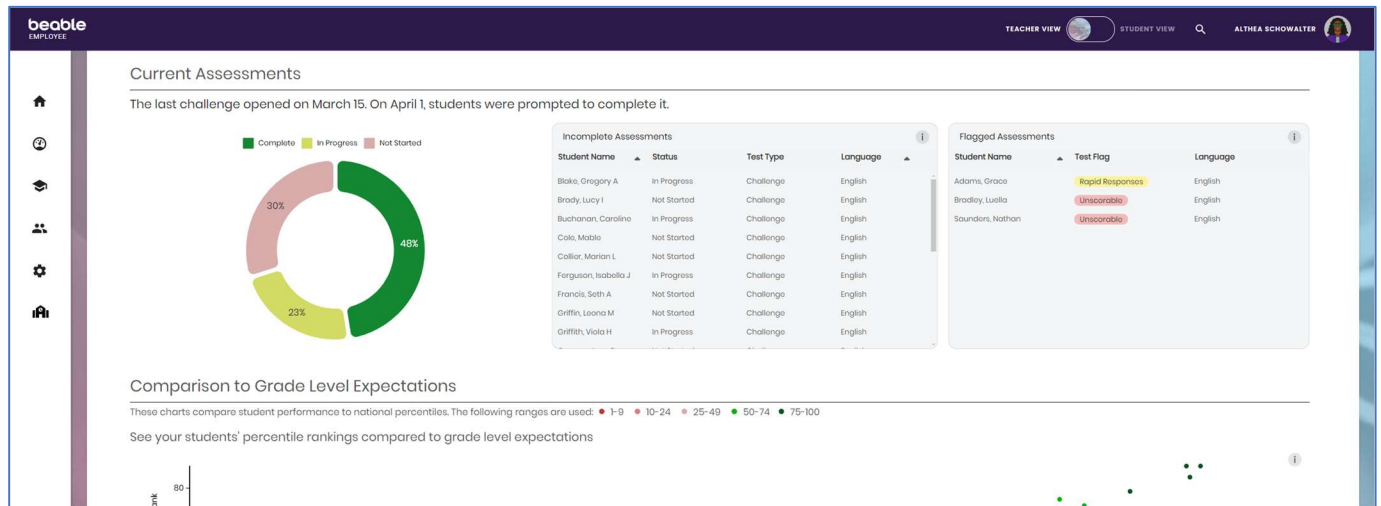
- A Four-year college is the most popular option for high school graduates.
- B Trade schools can teach you a trade and help you get into the workforce quickly.
- C Community college can prepare you for a single career path as a chef or a welder.

Standards Aligned to Item 3

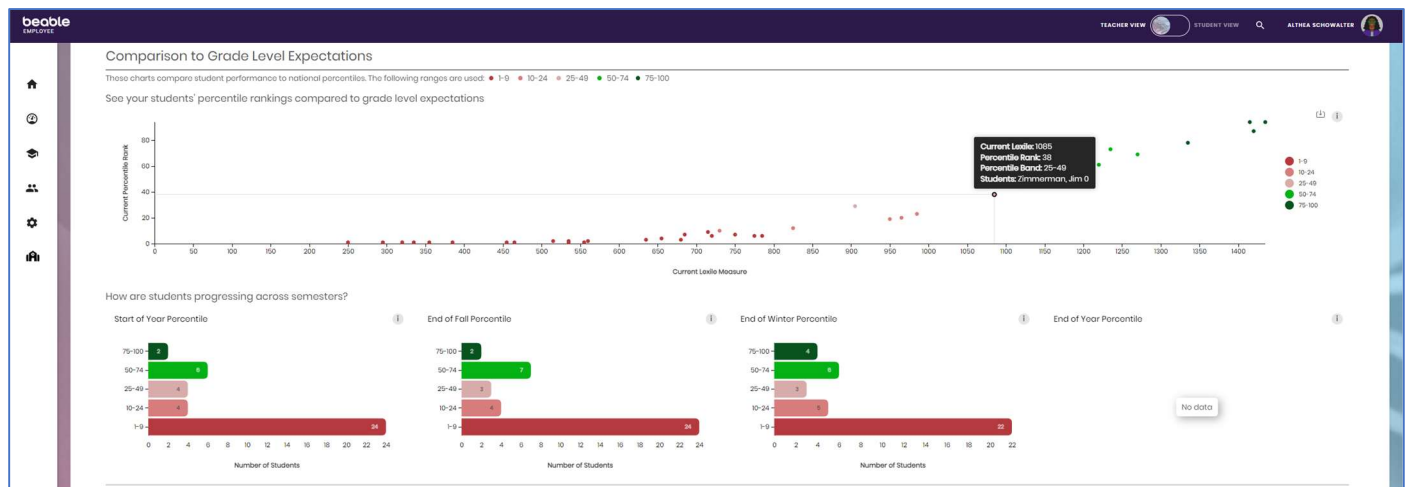
- NEW JERSEY STUDENT LEARNING STANDARDS (NJSL) - ENGLISH LANGUAGE ARTS
- NEW JERSEY STUDENT LEARNING STANDARDS (NJSL) - LANGUAGE ARTS
- GRADE 7 (1 STANDARD)
- NJ.SLS.LA.RI.7.2 Determine two or more central ideas in a text and analyze their development over the course of the text; provide an objective summary of the text.

Lexile Performance Dashboard

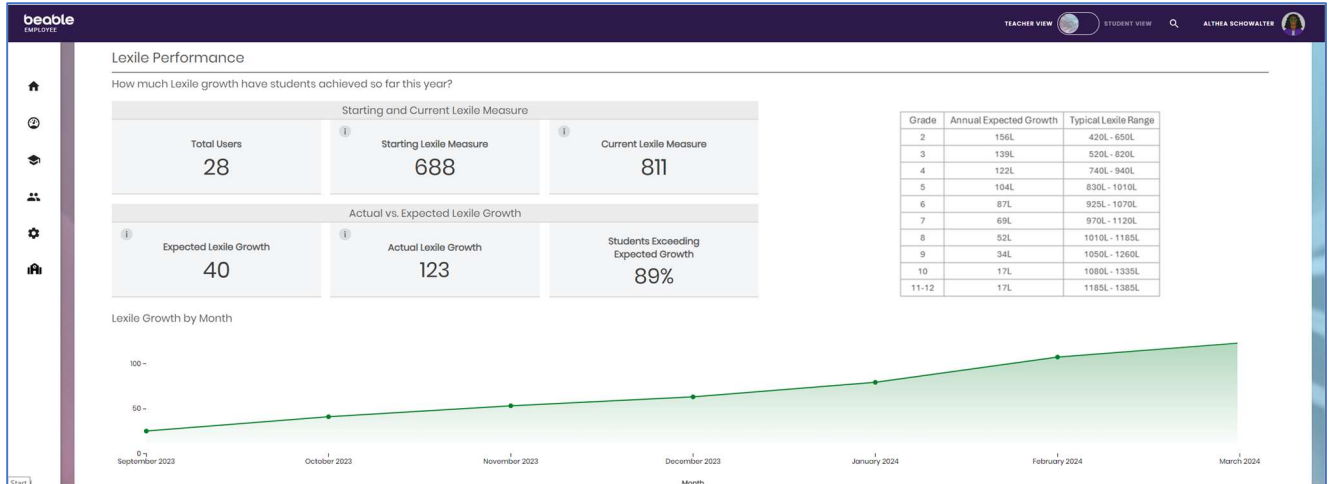
Beable's Lexile Performance dashboard provided at-a-glance information so teachers can monitor assessment and challenge completion and can easily see how their students' Lexile scores are growing. Beable administers periodic reading challenges to evaluate whether the student is ready for a higher Lexile or not. Positive movement over time indicates that students' reading ability is improving. Teachers can easily see who hasn't yet completed challenges and whether a student's assessment flagged.



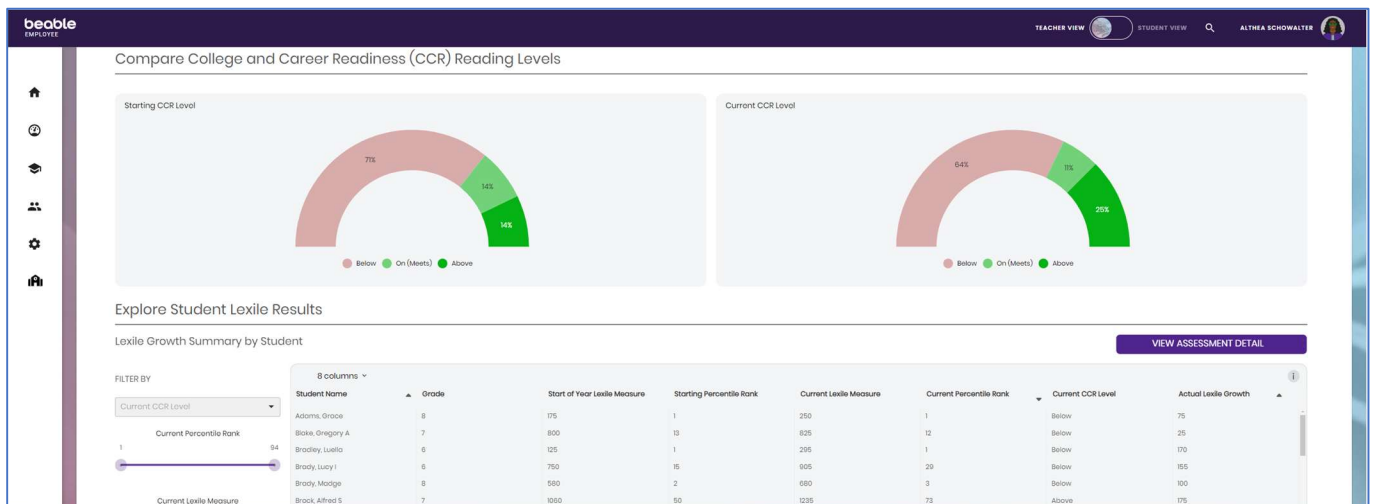
They can also view comparisons to national percentiles and see progress over time. (The percentiles are based on research conducted by MetaMetrics to describe Lexile ranges for each grade. Data for these norms came from a sample of over 3 million students across the USA who were administered tests that reported Lexile measures from 2010 to 2019.)



There are widgets that show teachers how much Lexile growth students have achieved, as well as comparisons to expected growth under normal instructional conditions.



There are also charts to compare students starting CCR (College and Career Readiness) levels to their current CCR. And teachers have access to an exportable detail table that summarizes data for each student about their Lexile Measure, CCR Level, and Lexile Growth.

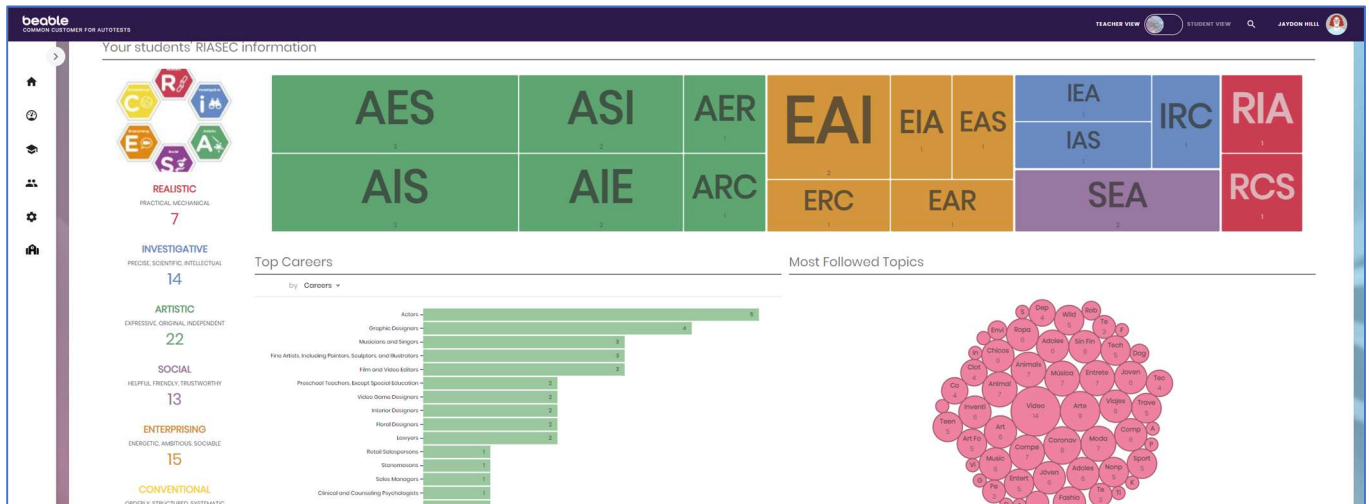


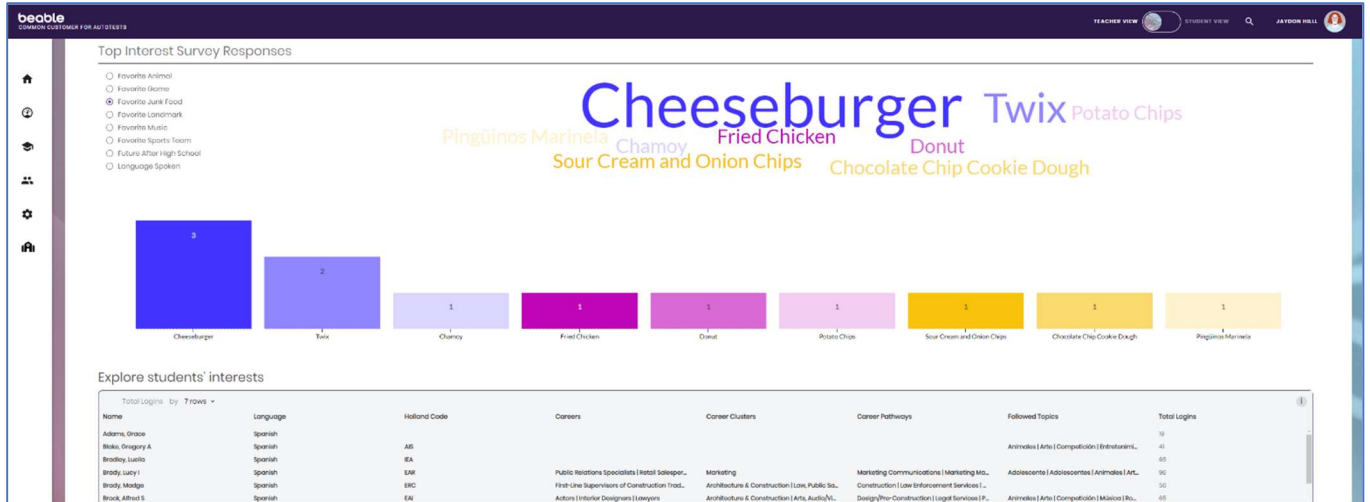
Teachers can also “zoom in” to see the detail of each assessment a student or students has completed.

Student Name	Student ID	Grade	Test Name	Test Date	Test Type	Test Language	Test Progress	Test Lexile	Test Lexile Growth	Lexile Growth YTD	Test Percentile Rank	Test Flag	Provisional Flag
Richards, Anna B	s-156300	8	Placement Test	06/16/2023	Placement Test	English	Complete	1080			42	No	No
Richards, Anna B	s-156300	8	2023-08-15 August Challenge	N/A	Challenge	English	Not Started						N/A
Richards, Anna B	s-156300	8	2023-09-15 September Challenge	N/A	Challenge	English	Not Started						N/A
Richards, Anna B	s-156300	8	2023-10-15 October Challenge	11/2/2023	Challenge	English	In Progress						N/A
Richards, Anna B	s-156300	8	2023-11-15 November Challenge	11/2/2023	Challenge	English	Complete	110	30	30	47	No	No
Richards, Anna B	s-156300	8	2023-12-15 December Challenge	N/A	Challenge	English	Not Started			30			N/A
Richards, Anna B	s-156300	8	2023-12-15 December Challenge	01/17/2024	Challenge	English	Complete	125	15	45	47	No	No
Richards, Anna B	s-156300	8	2024-01-15 January Challenge	02/17/2024	Challenge	English	Complete	125	0	45	47	Rapid Responses	No
Richards, Anna B	s-156300	8	2024-01-30 January Challenge	N/A	Challenge	English	Not Started			45			N/A
Richards, Anna B	s-156300	8	2024-02-15 February Challenge	02/16/2024	Challenge	English	Complete	175	50	95	55	Rapid Responses	No
Richards, Anna B	s-156300	8	2024-03-15 March Challenge	N/A	Challenge	English	Not Started			95			N/A

Learner Insights Dashboard

The Learner Insights dashboard helps teachers understand the whole child. As students build their Learner Records, this dashboard gives teachers insights into who students are and who they might become. They can see the groupings of RIASEC codes as well as top careers, reading topics, and interests. A detailed data table is available to drill down to a student level.





Contest Winners Dashboard

Beable runs several contests throughout the school year, and our contest winners dashboard helps teachers celebrate student success.

